

**Vision is  
our mission**



**TCP/IP  
SMARTVIEW  
ORLACO CCTV  
SOLUTIONS**





## SmartView for professional use

### SmartView system

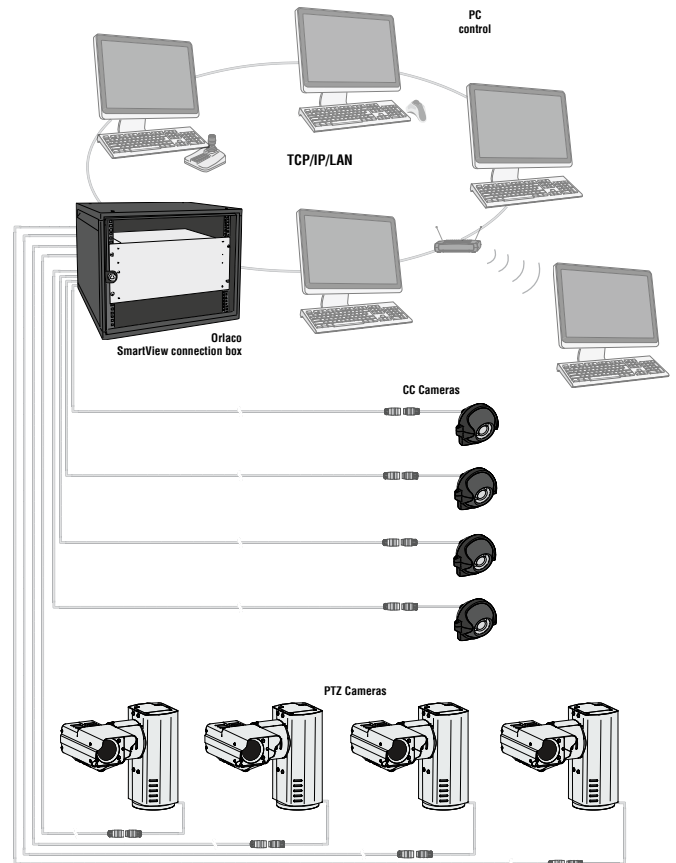
- Viewing of high quality video for multiple cameras in multiple configurations
- Support H.264 digital video codec
- Fast and easy to use SmartView software
- Low latency and a high quality image
- System control by mouse, touchscreen, trackerball, USB keyboard or USB joystick
- Easy and intuitive navigation
- Multiple display settings (full, split, quadviews, 8 and 16 cams on 1 screen)
- Individual camera presets and master presets for controlling multiple PTZ simultaneously
- Sequential camera switcher

### Smart reliability

- Continuous control on real time video
- Video loss detection
- Multiple alarm triggers
- Motion detection
- Individual lock functions PTZ


### System requirements

Operation system: Windows 7, Vista, XP, 2000 or 2003 server  
 Processor: dual core 2-GHz or better  
 Memory: 1GB or more  
 Resolution: 1024x768 pixels (for optimal performance 1280x1024 pixels) or higher



## camera possibilities

### Orlaco cameras

- Fixed or zoom lens (216x zoom)
- High resolution
- Nitrogen-filled housing, waterproof IP69
- Corrosion resistant
- Heated lens surface
- Shockproof and vibration resistant
- EMC approved and certificated
- -40° to +75° operating temperature
- IECEx Atex certified 



### Autofocus Zoom Camera

- Aluminium black, Ex or Non Ex
- Stainless steel, Ex or Non Ex



### Thermal Imaging Camera (TIC)

- Aluminium black



**Pan & Tilt Zoom Camera**

- Aluminium black, Ex or Non Ex
- Stainless steel, Ex or Non Ex



**Compact Colour Camera**

- Aluminium black
- Stainless steel



**Compact Colour Camera EX**

- Stainless steel, Ex

## Orlaco SmartView

- Many possibilities of different split views and selectable video streams.
- Optional digital recording.





Example view layouts

Using the mouse to control the PTZ camera: For horizontal and vertical movements; Click and hold left mouse button and move the mouse horizontal (Pan) or vertical (Tilt). For zoom in and out; Click and hold right mouse button and move up (zoom in) or move down (zoom out).





Pan & Tilt

Zoom in/Zoom out

There are 3 ways to switch from video streams; Using the full view buttons  -  or keyboard commands. And you can choose a video stream by click right mouse button in a view. Select a video view. The border line of a video view blinks yellow by a mouse over. Click right mouse button. A "Choose stream" menu will pop-up. Now you can select a video stream. The selected video stream will open in the same view.



choose stream menu

When SmartView software is installed on multiple computers in a camera system it is possible to lock  all the control buttons by one user. Other users can not use the control buttons (the buttons are red) until these are unlocked  by the locker.



Control buttons are locked by a user

More **information?**

[www.orlaco.com](http://www.orlaco.com)

Orlaco Products B.V.  
 Albert Plesmanstraat 42  
 3772 MN Barneveld  
 The Netherlands

PO box 193  
 3770 AD Barneveld  
 The Netherlands  
 Telephone +31 (0) 342 404 555  
 Fax +31 (0) 342 404 556  
 info@orlaco.com  
 www.orlaco.com



**TCP/IP  
 SMARTVIEW  
 ORLACO CCTV  
 SOLUTIONS**